

L.G.BALAKRISHNAN & BROS LIMITED
6/16/13 Krishnarayapuram Road, Ganapathy, Coimbatore
AUDITED CONSOLIDATED FINANCIAL RESULTS FOR THE QUARTER/HALF-YEAR ENDED 30-09-2011

(Rs. in Lacs)

Sl. No.	Particulars	Quarter ended				Half-year ended				Year ended	
		30.09.2011	30.09.2010	30.09.2011	30.09.2010	30.09.2011	30.09.2010	30.09.2011	30.09.2010	31.03.2011	
		Standalone		Consolidated		Standalone		Consolidated		Standalone	Consolidated
1	(a) Net Sales/Income from operations	23685.42	18364.50	23874.34	18532.03	44662.78	34077.09	45037.07	34335.45	70952.04	71474.67
	(b) Other Operating Income	-	-	-	-	-	-	-	-	-	-
	Total Income (a) + (b)	23685.42	18364.50	23874.34	18532.03	44662.78	34077.09	45037.07	34335.45	70952.04	71474.67
2	Total Expenditure										
	a) Increase / Decrease in Stock In Trade & WIP	(1,884.22)	(896.52)	(1,876.02)	(895.24)	(2307.02)	(1238.20)	(2,298.00)	(1,243.48)	(2088.23)	(2061.30)
	b) Consumption of Raw Materials	10724.04	7787.33	10767.20	7821.63	19729.24	13972.38	19799.25	14032.51	28381.32	28505.62
	c) Purchase of Traded Goods	3717.41	2597.97	3717.41	2597.97	6422.29	4966.90	6422.29	4966.90	10378.63	10297.55
	d) Employees Cost	2063.22	1674.99	2091.28	1687.55	3954.50	3089.41	4002.82	3112.32	6577.68	6633.56
	e) Depreciation	699.65	607.50	709.79	613.97	1373.55	1185.78	1393.67	1198.84	2544.57	2576.74
	f) Other Expenditure	5893.77	4925.55	5976.07	4978.89	11131.04	9118.10	11304.31	9213.78	19137.73	19402.58
	g) Total (a) to (f)	21213.87	16696.82	21385.74	16804.77	40303.60	31094.37	40624.34	31280.87	64931.70	65354.75
3	Profit from Operations before Other Income, Interest and exceptional Items (1-2)	2471.55	1667.68	2488.60	1727.26	4359.18	2982.72	4412.73	3054.58	6020.34	6119.92
4	Other Income	58.83	69.08	54.74	72.37	98.41	111.90	95.32	113.73	229.66	227.69
5	Profit before Interest and exceptional Items (3+4)	2530.38	1736.76	2543.34	1799.63	4457.59	3094.62	4508.05	3168.32	6250.00	6347.62
6	Interest	457.06	349.94	459.50	354.60	842.86	702.00	852.85	710.30	1520.42	1537.55
7	Profit after Interest but before exceptional Items (5-6)	2073.32	1386.82	2083.84	1445.03	3614.73	2392.62	3655.20	2458.01	4729.58	4810.07
8	Exceptional Items	-	-	-	-	-	-	-	-	-	-
9	Profit/(Loss) from Ordinary Activities before tax (7+8)	2073.32	1386.82	2083.84	1445.03	3614.73	2392.62	3655.20	2458.01	4729.58	4810.07
10	Tax expense	591.73	263.59	590.77	283.09	936.31	416.95	930.37	440.31	149.08	181.05
11	Net Profit from Ordinary Activities after tax (9-10)	1481.59	1123.23	1493.07	1161.94	2678.42	1975.67	2724.83	2017.70	4580.50	4629.02
12	Extraordinary Items (Net of Tax Expenses)	-	-	-	-	-	-	-	-	-	-
13	Net Profit for the period (11-12)	1481.59	1123.23	1493.07	1161.94	2678.42	1975.67	2724.83	2017.70	4580.50	4629.02
14	Paid up Equity Share Capital [Face Value Rs.10/-]	784.81	784.81	784.81	784.81	784.81	784.81	784.81	784.81	784.81	784.81
15	Reserves excluding revaluation reserves as per balance sheet of previous accounting year									18756.81	18765.87

(Contd.)



For L.G. BALAKRISHNAN & BROS LTD.


M. LAKSHMI KANTH JOSHI
General Manager cum Company Secretary

Sl. No.	Particulars	Quarter ended				Half-year ended				Year ended	
		30.09.2011	30.09.2010	30.09.2011	30.09.2010	30.09.2011	30.09.2010	30.09.2011	30.09.2010	31.03.2011	
		Standalone		Consolidated		Standalone		Consolidated		Standalone	Consolidated
16	Earnings per share (EPS) (Rs.)										
	a) Basic and diluted EPS before Extraordinary items for the period (not to be annualised) Rs.	18.88	14.31	19.02	14.81	34.13	25.17	34.72	25.71	58.36	58.98
	b) Basic and diluted EPS after Extraordinary items for the period (not to be annualised) Rs.	18.88	14.31	19.02	14.81	34.13	25.17	34.72	25.71	58.36	58.98
17	Public Shareholding										
	- No of Shares	4261147	4272995			4261147	4272995			4272994	-
	- Percentage of Shareholdings	54.30%	54.45%			54.30%	54.45%			54.45%	-
18	Promoters and Promoter group Shareholding:										
	a) Pledged/Encumbered	-	-			-	-			-	-
	No of Shares	-	-			-	-			-	-
	Percentage of Shares	-	-			-	-			-	-
	(As a percentage of the total shareholding of the promoter and promoter group)	-	-			-	-			-	-
	(As a percentage of the total share capital of the Company)	-	-			-	-			-	-
	b) Non-Encumbered										
	No of Shares	3586957	3575109			3586957	3575109			3575110	-
	Percentage of Shares	100.00%	100.00%			100.00%	100.00%			100.00%	-
	(As a percentage of the total shareholding of the promoter and promoter group)										-
	(As a percentage of the total share capital of the Company)	45.70%	45.55%			45.70%	45.55%			45.55%	-

(Contd.)



For L.G. BALAKRISHNAN & BROS LTD.



M. LAKSHMI KANTH JOSHI
General Manager cum Company Secretary

**SEGMENTWISE REVENUE, RESULTS AND CAPITAL EMPLOYED
UNDER CLAUSE 41 OF THE LISTING AGREEMENT**


Sl. No.	Particulars	Quarter ended				Half-year ended				Year ended	
		30.09.2011	30.09.2010	30.09.2011	30.09.2010	30.09.2011	30.09.2010	30.09.2011	30.09.2010	31.03.2011	
		Standalone		Consolidated		Standalone		Consolidated		Standalone	Consolidated
1	Segment Revenue (Net Sale/Income from operations)										
	a) Transmission	16348.77	11778.75	16348.77	11778.75	30823.09	21565.89	30823.09	21565.89	46173.89	46173.89
	b) Metal Forming	4352.13	3880.75	4352.13	3880.75	8158.85	7430.18	8158.85	7430.18	14624.34	14624.34
	c) Others	2984.52	2705.00	3173.44	2872.53	5680.84	5081.02	6055.13	5339.38	10153.81	10676.44
	Total	23685.42	18364.50	23874.34	18532.03	44662.78	34077.09	45037.07	34335.45	70952.04	71474.67
	Less: Inter segment revenue	-	-	-	-	-	-	-	-	-	-
	Net Sales/Income from operations	23685.42	18364.50	23874.34	18532.03	44662.78	34077.09	45037.07	34335.45	70952.04	71474.67
2	Segment Results (Profit/(Loss) before tax and interest)										
	a) Transmission	2049.09	1041.39	2049.09	1041.38	3578.95	2059.80	3578.95	2059.80	4626.65	4626.65
	b) Metal Forming	392.95	374.96	392.95	374.96	605.21	737.42	605.21	737.42	1219.96	1219.96
	c) Others	88.34	320.42	101.30	383.29	273.43	297.40	323.88	371.09	403.39	501.01
	Total	2530.38	1736.76	2543.34	1799.63	4457.59	3094.62	4508.04	3168.31	6250.00	6347.62
	Less: (i) Interest	457.06	349.94	459.50	354.60	842.86	702.00	852.85	710.30	1520.42	1537.55
	(ii) Other unallocable expenditure net off unallocable income	-	-	-	-	-	-	-	-	-	-
	Add: (iii) Unallocable Income	-	-	-	-	-	-	-	-	-	-
	Total Profit/ (Loss) Before Tax	2073.32	1386.82	2083.85	1445.03	3614.73	2392.62	3655.20	2458.01	4729.58	4810.07
3	Capital Employed (Segment Assets-Segment Liabilities)										
	a) Transmission	16357.45	13983.67	16357.45	13983.67	16357.45	13983.67	16357.45	13983.67	14740.45	14740.45
	b) Metal Forming	11426.51	10256.84	11426.51	10256.84	11426.51	10256.84	11426.51	10256.84	11110.66	11110.66
	c) Others	6058.38	9495.93	6239.02	9662.81	6058.38	9495.93	6239.02	9662.81	7357.65	7537.22
	Total	33842.34	33736.44	34022.98	33903.32	33842.34	33736.44	34022.98	33903.32	33208.76	33388.33

For L.G. BALAKRISHMAN & BROS LTD.

M. LAKSHMI KANTH JOSHI
General Manager cum Company Secretary

Disclosure of Balance Sheet items as per Clause 41 of the Listing agreement.

Particulars	Standalone as at		Consolidated as at	
	30.09.2011	30.09.2010	30.09.2011	30.09.2010
	<-----Audited----->			
1 SHAREHOLDER'S FUND (a & b)	22388.95	17987.83	22444.43	17990.41
a) Capital	784.81	784.81	784.81	784.81
b) Reserves & surplus	21604.14	17203.02	21659.62	17205.60
2 LOAN FUNDS	12018.70	13124.29	12131.02	13274.80
3 DEFERRED TAX LIABILITY	1807.79	2624.32	1820.62	2638.11
TOTAL	36215.44	33736.44	36396.07	33903.32
4 FIXED ASSETS	19560.10	17417.48	20044.49	17800.77
5 INVESTMENTS	1650.63	1604.85	1360.63	1314.86
6 FOREIGN CURRENCY MONETARY ITEM TRANSLATION DIFFERENCE ACCOUNT	0.00	4.24	0.00	4.24
7 CURRENT ASSETS, LOANS AND ADVANCES (a to d)	35083.19	27368.31	35471.44	27562.36
a) Inventories	17879.45	13273.63	18004.67	13327.75
b) Sundry Debtors	10206.28	8391.43	10527.21	8537.50
c) Cash and Bank Balances	648.27	477.38	653.99	518.53
d) Loans and Advances	6349.19	5225.87	6285.56	5178.58
8 LESS: CURRENT LIABILITIES AND PROVISIONS (a & b)	20078.48	12658.43	20481.33	12779.93
a) Current Liabilities	16430.45	10427.91	16817.86	10549.41
b) Provisions	3648.03	2230.52	3663.47	2230.52
9 NET CURRENT ASSETS	15004.71	14709.87	14990.12	14782.43
10 Miscellaneous Expenditure (not written off or adjusted)	-	-	0.83	1.02
TOTAL	36215.44	33736.44	36396.07	33903.32



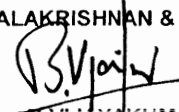
For L.G. BALAKRISHNAN & BROS LTD.

M. LAKSHMI KANTH JOSHI
General Manager cum Company Secretary

Notes:

- 1 The consolidated / standalone financial results of the Company for the period ended 30th September, 2011 have been reviewed by the Audit Committee and have been approved by the Board of Directors at its meeting held on 31st October, 2011.
- 2 The Consolidated results include the results of M/s.BCW V Tech India Private Limited, a wholly owned Subsidiary Company.
- 3 The consolidated / standalone financial results of the Company for the period ended 30th September, 2011 have been audited by the Statutory Auditors
- 4 During the Current quarter, no investor complaint was received and there was no investor complaint pending at the beginning or at the end of the quarter.
- 5 Previous year/period figures have been regrouped/rearranged wherever necessary.

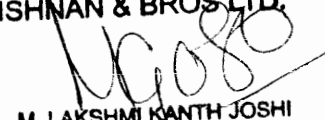
By order of the Board
For L.G.BALAKRISHNAN & BROS LIMITED



B.VIJAYAKUMAR
CHAIRMAN CUM MANAGING DIRECTOR

COIMBATORE
31.10.2011

For L.G. BALAKRISHNAN & BROS LTD.



M. LAKSHMI KANTH JOSHI
General Manager cum Company Secretary