

L.G.BALAKRISHNAN & BROS LIMITED
6/16/13 Krishnarayapuram Road, Ganapathy, Coimbatore - 641 006
CIN NO.L29191TZ1956PLC000257

STATEMENT OF STANDALONE AUDITED FINANCIAL RESULTS FOR THE QUARTER AND HALF-YEAR ENDED 30 SEPTEMBER 2016

(Rs. In Lakhs)



Sl. No.	Particulars	Quarter ended			Half-year ended		Year ended
		30.09.2016	30.06.2016	30.09.2015	30.09.2016	30.09.2015	31.03.2016
1	Income from operations						
	(a) Net Sales/Income from operations (Net of Excise duty)	29,524.19	25,198.33	26,319.82	54,722.52	49,712.24	102,609.32
	(b) Other Operating Income	1,470.84	1,228.26	1,833.98	2,699.10	3,126.65	6,400.79
	Total Income from operations (net) (a) + (b)	30,995.03	26,426.59	28,153.80	57,421.62	52,838.89	109,010.11
2	Expenses						
	(a) Cost of materials consumed	11,640.23	10,353.63	11,114.03	21,993.86	20,328.91	44,895.87
	(b) Purchase of stock-in-trade	1,054.62	1,043.81	894.08	2,098.43	1,576.79	3,738.32
	(c) Changes in inventories of finished goods, work-in-progress and stock-in-trade	514.42	30.73	610.72	545.15	1,708.08	(652.32)
	d) Employee benefits expense	4,233.54	3,921.48	3,673.86	8,155.02	7,216.14	15,167.49
	e) Depreciation and amortisation expense	1,226.85	1,158.52	1,048.78	2,385.37	1,995.88	4,309.37
	f) Other expenses	8,999.00	8,235.81	8,270.34	17,234.81	15,987.25	33,282.97
	Total expenses (a) to (f)	27,668.66	24,743.98	25,611.81	52,412.64	48,813.05	100,741.70
3	Profit from Operations before Other Income, Finance Costs and exceptional Items (1-2)	3,326.37	1,682.61	2,541.99	5,008.98	4,025.84	8,268.41
4	Other Income (Refer Note 4)	109.45	85.55	103.85	195.00	171.02	417.21
5	Profit from ordinary activities before Finance Costs and exceptional Items (3+4)	3,435.82	1,768.16	2,645.84	5,203.98	4,196.86	8,685.62
6	Finance costs	368.18	392.71	454.31	760.89	883.08	1,648.28
7	Profit from ordinary activities after Finance Costs but before exceptional Items (5-6)	3,067.64	1,375.45	2,191.53	4,443.09	3,313.78	7,037.34
8	Exceptional Items	-	-	-	-	-	-
9	Profit from Ordinary Activities before tax (7+8)	3,067.64	1,375.45	2,191.53	4,443.09	3,313.78	7,037.34
10	Tax expense	953.31	424.56	456.12	1,377.87	677.13	1,291.98
11	Net Profit from Ordinary Activities after tax (9-10)	2,114.33	950.89	1,735.41	3,065.22	2,636.65	5,745.36
12	Extraordinary Items (Net of Tax Expenses)	-	-	-	-	-	-
13	Net Profit for the period / year (11-12)	2,114.33	950.89	1,735.41	3,065.22	2,636.65	5,745.36




Sl. No.	Particulars	Quarter ended			Half-year ended		Year ended
		30.09.2016	30.06.2016	30.09.2015	30.09.2016	30.09.2015	31.03.2016
14	Paid up Equity Share Capital [Face Value Rs.10/-]	1,569.62	1,569.62	1,569.62	1,569.62	1,569.62	1,569.62
15	Reserves excluding revaluation reserves as per balance sheet of previous accounting year						37,998.12
16	Earnings per share (EPS) (Rs.)						
(i)	Basic and diluted EPS before Extraordinary items for the period / Year	13.47*	6.06*	11.06*	19.53*	16.80*	36.60
(ii)	Basic and diluted EPS after Extraordinary items for the period / Year	13.47*	6.06*	11.06*	19.53*	16.80*	36.60
	* not annualised						

SEGMENTWISE REVENUE, RESULTS, ASSETS AND LIABILITIES UNDER REGULATION 33 OF THE SEBI (LISTING OBLIGATIONS AND DISCLOSURE REQUIREMENTS) REGULATIONS, 2015

1	Segment Revenue (Net Sale/Income from operations)						
a)	Transmission	24,508.61	20,406.60	22,249.71	44,915.21	41,624.66	85,946.76
b)	Metal Forming	5,171.38	4,737.59	4,725.47	9,908.97	8,920.21	18,090.68
c)	Others	1,315.04	1,282.40	1,178.62	2,597.44	2,294.02	4,972.67
	Total	30,995.03	26,426.59	28,153.80	57,421.62	52,838.89	109,010.11
	Less: Inter segment revenue	-	-	-	-	-	-
	Net Sales/Income from operations	30,995.03	26,426.59	28,153.80	57,421.62	52,838.89	109,010.11
2	Segment Results (Profit before tax and interest)						
a)	Transmission	2,963.56	1,240.32	2,004.54	4,203.88	3,354.53	6,936.63
b)	Metal Forming	395.34	544.84	498.81	940.18	809.63	1,814.48
c)	Others	139.25	85.01	225.21	224.26	171.26	340.88
	Total	3,498.15	1,870.17	2,728.56	5,368.32	4,335.42	9,091.99
	Less: (i) Interest	368.18	392.71	454.31	760.89	883.08	1,648.28
	(ii) Other unallocable expenditure net off unallocable income	62.33	102.01	82.72	164.34	138.56	406.37
	Add: (iii) Unallocable Income	-	-	-	-	-	-
	Total Profit Before Tax	3,067.64	1,375.45	2,191.53	4,443.09	3,313.78	7,037.34




Sl. No.	Particulars	As at					
		30.09.2016	30.06.2016	30.09.2015	30.09.2016	30.09.2015	31.03.2016
3	Segment Assets						
	a) Transmission	45,677.02	44,848.27	42,713.10	45,677.02	42,713.10	45,882.82
	b) Metal Forming	21,974.30	21,684.69	21,155.03	21,974.30	21,155.03	22,355.82
	c) Others	6,974.39	6,575.36	6,658.41	6,974.39	6,658.41	6,383.70
	d) Unallocated	3,864.40	3,878.96	3,601.14	3,864.40	3,601.14	3,937.59
	Total	78,490.11	76,987.28	74,127.68	78,490.11	74,127.68	78,559.93
4	Segment Liabilities						
	a) Transmission	16,312.03	14,742.53	15,982.94	16,312.03	15,982.94	15,974.69
	b) Metal Forming	4,574.55	4,311.85	3,880.08	4,574.55	3,880.08	5,052.56
	c) Others	1,068.37	1,081.67	1,380.30	1,068.37	1,380.30	1,131.63
	d) Unallocated	13,902.20	16,193.69	15,625.22	13,902.20	15,625.22	16,694.40
	Total	35,857.15	36,329.74	36,868.54	35,857.15	36,868.54	38,853.28



Standalone Statement of Assets and Liabilities


Sl. No.	Particulars	As at 30.09.2016 (Rs. In Lakhs)	As at 31.03.2016 (Rs. In Lakhs)
A EQUITY AND LIABILITIES			
1)	Shareholders funds		
	(a) Share Capital	1,569.62	1,569.62
	(b) Reserves & Surplus (Refer Notes 4 & 5)	41,063.34	38,137.03
	Sub-total Shareholders' funds	42,632.96	39,706.65
2)	Non-current Liabilities		
	(a) Long-Term Borrowings	7,402.02	7,882.29
	(b) Deferred tax Liabilities (Net)	1,766.10	1,922.33
	(c) Long-Term Provisions	627.20	325.00
	Sub-total Non-current Liabilities	9,795.32	10,129.62
3)	Current Liabilities		
	(a) Short-Term Borrowings	1,065.31	3,233.84
	(b) Trade Payables	16,795.02	17,611.06
	(c) Other current Liabilities	8,175.67	7,675.68
	(d) Short-Term Provisions	25.83	203.08
	Sub-total Current Liabilities	26,061.83	28,723.66
	TOTAL EQUITY AND LIABILITIES	78,490.11	78,559.93
B ASSETS			
1)	Non-current Assets		
	(a) Fixed Assets (Refer Note 5)	34,978.80	33,691.74
	(b) Non-Current Investments	3,864.40	3,864.40
	(c) Long-Term loans and advances	2,238.79	2,225.00
	(d) Other non-current assets	37.83	37.83
	Sub-total Non-current Assets	41,119.82	39,818.97
2)	Current Assets		
	(a) Inventories	20,938.62	21,340.37
	(b) Trade Receivables	14,339.86	13,817.16
	(c) Cash and cash equivalents	782.83	636.87
	(d) Short-Term Loans and Advances	1,244.05	2,824.71
	(e) Other current assets	64.93	121.85
	Sub-total Current Assets	37,370.29	38,740.96
	TOTAL ASSETS	78,490.11	78,559.93



Notes:

- 1 The standalone financial results of the Company for the quarter/half-year ended 30th September, 2016 have been reviewed by the Audit Committee at their meeting held on 21st October, 2016 and have been approved by the Board of Directors at its meeting held on 22nd October, 2016.
- 2 The standalone financial results of the Company for the quarter/half-year ended 30th September, 2016 have been audited by the Statutory Auditors.
- 3 Pursuant to Regulation 33 of the SEBI (Listing Obligations and Disclosure Requirements) Regulations, 2015, the Company has opted to submit Standalone results only.
- 4 Revaluation reserve of Rs.44.44 Lakhs relating to certain revalued assets sold in the earlier years is transferred to the Statement of Profit and Loss and included in Other Income for the quarter/half-year ended 30th September, 2016.
- 5 Accounting Standard (AS) - 10 "Property, Plant and Equipments" became applicable to the Company from 1st April, 2016. The management has decided that it would adopt the cost model and accordingly an amount of Rs.94.47 Lakhs of revaluation reserve has been adjusted against the cost of respective assets as provided in the transitional provisions of the standard.
- 6 Previous period/year figures have been regrouped/reclassified to make them comparable with those of current period/year.

By order of the Board
For L.G.BALAKRISHNAN & BROS LIMITED


B.VIJAYAKUMAR
CHAIRMAN CUM MANAGING DIRECTOR

COIMBATORE

22.10.2016

INDEPENDENT AUDITOR'S REPORT ON AUDIT OF INTERIM FINANCIAL RESULTS

TO THE BOARD OF DIRECTORS OF L.G. BALAKRISHNAN & BROS LIMITED

1. We have audited the accompanying Statement of Financial Results of **L.G. BALAKRISHNAN & BROS LIMITED** ("the Company"), for the quarter and half year ended September 30, 2016 and Balance Sheet as at September 30, 2016 ("the Statement"), being submitted by the Company pursuant to the requirement of Regulation 33 of the SEBI (Listing Obligations and Disclosure Requirements) Regulations, 2015, as modified by Circular No. CIR/CFD/FAC/62/2016 dated July 5, 2016.

This Statement, which is the responsibility of the Company's Management and approved by the Board of Directors, has been prepared on the basis of the related interim financial statements in accordance with the recognition and measurement principles laid down in Accounting Standard for "Interim Financial Reporting" ("AS 25"), prescribed under Section 133 of the Companies Act, 2013 read with relevant rules issued thereunder and other accounting principles generally accepted in India. Our responsibility is to express an opinion on the Statement.

2. We conducted our audit in accordance with the Standards on Auditing issued by the Institute of Chartered Accountants of India. Those Standards require that we comply with ethical requirements and plan and perform the audit to obtain reasonable assurance about whether the Statement is free from material misstatement.

An audit involves performing procedures to obtain audit evidence about the amounts and the disclosures in the Statement. The procedures selected depend on the auditor's judgment, including the assessment of the risks of material misstatement of the Statement, whether due to fraud or error. In making those risk assessments, the auditor considers internal control relevant to the Company's preparation and fair presentation of the Statement in order to design audit procedures that are appropriate in the circumstances, but not for the purpose of expressing an opinion on the effectiveness of the Company's internal control. An audit also includes evaluating the appropriateness of the accounting policies used and the reasonableness of the accounting estimates made by the Management, as well as evaluating the overall presentation of the Statement.

We believe that the audit evidence we have obtained is sufficient and appropriate to provide a basis for our audit opinion.




3. In our opinion and to the best of our information and according to the explanations given to us, the statement

(i) is presented in accordance with the requirements of Regulation 33 of the SEBI (Listing Obligations and Disclosure Requirements) Regulations, 2015, as modified by Circular No. CIR/CFD/FAC/62/2016 dated July 5, 2016; and

(ii) gives a true and fair view in conformity with the aforesaid Accounting Standards and other accounting principles generally accepted in India of the net profit and other financial information of the Company for the quarter and six months ended September 30, 2016.

For **Deloitte Haskins & Sells**
Chartered Accountants
(Firm's Registration No. 008072S)




C.R. Rajagopal
Partner
(Membership No.23418)

Coimbatore, October 22, 2016